

Segmenting and Blending for Early Reading

Activity Ideas 2022

Here are a selection of activity ideas that can support your child in their journey in reading. Each activity can be played using the phonics sounds from any of the phonics sound mats (on the back of your child's reading record cards) short words that are made up from these sounds or the tricky words linked to these phases (found on the back of your child's reading record card).



I-Spy



Make a Board Game



Splat (with feet or hands)



Snowballs



Heads-Up Game



Phonics Play



Magic Cups



Bowling



Word Hunt & Drawing

Two key skills involved in early reading are segmenting and blending.

Segmenting is when we break words down into the individual blocks of sound (e.g. cat is segmented into c - a - t)

Blending is when we push the individual blocks of sound together in order to read the word as a whole (and hopefully gain meaning).

All of the activities above are fun and easy ways to practise segmenting and blending skills!

I Spy with My Little Eye


(Using phase 2 and phase 3 sounds)



I-spy: This is great start for blending practise! Ask your child to point to the picture that matches the word you say but rather than reading the word out as a whole, break it down into 3 individual sounds. In order to do this, your child will need to blend sounds together into the whole word.

e.g. Can you find the p / e / n? Where is the c / a / t?
Can you see a m / o / p?

<input type="checkbox"/> pen	<input type="checkbox"/> peg	<input type="checkbox"/> bin	<input type="checkbox"/> cup
<input type="checkbox"/> cat	<input type="checkbox"/> bus	<input type="checkbox"/> cap	<input type="checkbox"/> box
<input type="checkbox"/> can	<input type="checkbox"/> dog	<input type="checkbox"/> pot	<input type="checkbox"/> pig
<input type="checkbox"/> net	<input type="checkbox"/> sun	<input type="checkbox"/> man	<input type="checkbox"/> zip
<input type="checkbox"/> wig	<input type="checkbox"/> bat	<input type="checkbox"/> dad	<input type="checkbox"/> hen
<input type="checkbox"/> log	<input type="checkbox"/> bun	<input type="checkbox"/> van	
<input type="checkbox"/> jug	<input type="checkbox"/> mop	<input type="checkbox"/> mug	
<input type="checkbox"/> pan	<input type="checkbox"/> tap	<input type="checkbox"/> leg	
<input type="checkbox"/> hat	<input type="checkbox"/> jam	<input type="checkbox"/> bag	
<input type="checkbox"/> bed	<input type="checkbox"/> map	<input type="checkbox"/> rat	



Board game: Another fun idea is to make / play a blending board game. Write words from the CVC word pack onto each space and practise reading the words as you land on a space.

Splat: With this pack, we have included a set of word and picture cards which can be used for a wide range of activity ideas (match the pairs, snap....). The game we'd like to introduce here is splat. Simply lay out a selection of cards on the floor or stick up on the wall. Ask your child to splat the picture or the word that you say with their hand, their foot or even a fly swat perhaps.


Just like the game of I-spy, rather than reading the word out as a whole, break it down into 3 individual sounds. In order to do this, your child will need to blend sounds together into the whole word.

*e.g. Can you find the p / e / n? Where is the c / a / t?
Can you see a m / o / p?*



cat

cap



Snowballs: Write a selection of the words (from the set of word and picture cards) onto pieces of scrap paper and scrunch up into snowballs. Have an indoor snowball fight and then ask your child to read each of the words on the snowballs out loud as they collect each of the snowballs from around the room.

Other games to try...




Hide the snowball.

Hide the snowballs around the room—hunt for them and read each word aloud when found.



Snowball races.

Place all of the snowballs in a box at one end of the room. Run to fetch one snowball at a time and read the word aloud. Change your movement type (waddle like a penguin, jump like a frog.)



Throw the snowball.

Practise aiming and throwing the snowballs into a box. Read the words aloud as you collect the snowballs up ready for another go!



cat
dog
bag
sun
mop
mat

Heads up: write out a selection of the words (from the set of picture and word cards) onto post-it notes. Alternatively, you could use some of the tricky words outlined on the second page of this pack.

Write a list of perhaps 6-8 options of words that will be used in this game.

Stick one of the word cards to your child's head and ask them to guess which one of the words from the list they think they have stuck on their head.

This is great for both segmenting and blending practise.

Magic cups: For this task, you'll need 6 cups, each with a word written onto it. One person hides an object under one of the cups and mixes the cups around, the second person tries to find the object by picking up each cup and reading the word written on it.



Other games to try

1. Perhaps the cups could now be re-used for a throwing activity. If your throwing object lands inside a cup, practise reading the word on the cup out loud.



2. Hide the cups around the room and play a game of cup hide and seek reading the words on the cups out loud as you find them.



There are lots of great free online games for this on the Phonics Play website with no login needed!

Phonics play: This is a great website for free phonics based games. Many of the games centre around your child segmenting and blending the words and then deciding whether the words are real or nonsense. This is a great resource for segmenting and blending practise as well as beginning to read for meaning.

Bowling: For this activity, use a selection of the word cards included in this pack and stick them onto bottles/cardboard tubes/cups to make the skittles for this bowling game. Take it in turns with your child to bowl a ball at the skittles and practise reading the words on the skittles that you knocked down.

1. Paint the tubes or cups.



2. Decorate them and add the words.




3. Start your reading bowling game!



Word hunt/drawing: How many of the objects n the list can your child find as they hunt around the house?

Can they draw a picture of each of these items?

<input type="checkbox"/> pen	<input type="checkbox"/> peg	<input type="checkbox"/> bin	<input type="checkbox"/> cup
<input type="checkbox"/> cat	<input type="checkbox"/> bus	<input type="checkbox"/> cap	<input type="checkbox"/> box
<input type="checkbox"/> can	<input type="checkbox"/> dog	<input type="checkbox"/> pot	<input type="checkbox"/> pig
<input type="checkbox"/> net	<input type="checkbox"/> sun	<input type="checkbox"/> man	<input type="checkbox"/> zip
<input type="checkbox"/> wig	<input type="checkbox"/> bat	<input type="checkbox"/> dad	<input type="checkbox"/> hen
<input type="checkbox"/> log	<input type="checkbox"/> bun	<input type="checkbox"/> van	
<input type="checkbox"/> jug	<input type="checkbox"/> mop	<input type="checkbox"/> mug	
<input type="checkbox"/> pan	<input type="checkbox"/> tap	<input type="checkbox"/> leg	
<input type="checkbox"/> hat	<input type="checkbox"/> jam	<input type="checkbox"/> bag	
<input type="checkbox"/> bed	<input type="checkbox"/> map	<input type="checkbox"/> rat	



van



bun



dog

We hope that you enjoy the activities outlined in this pack - they are all great ways to help develop skills in segmenting and blending!

If you have any questions about the activities outlined in the pack or any questions about phonics/ early reading and how it is taught at Malin Bridge, please get in touch by either speaking to use at the start of end of the school day or by emailing your child's class teacher :-)