

# FIRST STEPS IN READING: HOW BEST TO SUPPORT CHILDREN IN FS2.



First, we teach the children to recognise individual letters and the 'sound' that they make.


Then we start to put 2 or 3 letters together and teach how to break the words down into individual letters (segment) and then put these sounds together (blend) to read the word as a whole.

**Space for notes**

# Daily phonics sessions in Fs2

We start on Phase 2 sounds in FS

- Taught in FS2 from September to Christmas
- Letter names (sung as part of the alphabet song) are different to the sound that letter makes in words.
- The pictures on the sound mat help us to identify the 'pure' sound that each letter makes
- The letters are not taught in the order of the alphabet – they are taught in the order shown on this mat



My Phase 2 Sound Mat



Phase 2 tricky words

Alongside the phonics sounds (shown above), we also teach sets of words that don't fit the phonics pattern. They are called tricky words or super power words.

I            the  
no          to  
go          into

# Reading at home



**1. Front cover focus**

**2. Inside cover sound check**

The sounds in this book are: /s/ /a/ /t/ /p/ /i/ /n/ /m/ /d/

**3. Child led reading**




10 – 15 minutes  
As regularly as possible (3x)  
Not the whole book



**4. Questions and conversation**



**6. Sound / tricky word blast**



**5. Tick**

# Home-school reading cards

Box	Date	Yippie, you're reading piggy books! Here are the books that you've read so far. Please read each book twice before returning it to school to be changed. This way, it will help you to learn new words and become more familiar with the story's text too! When you've completed a book, colour and decorations of the books on the bookshelf. Don't forget to add a tick below the picture of the house every time you read at home, we'll do the same when you read with an adult in school. Please bring your reading book and this card into school every day!									
/ 1	Nip Nip	<input checked="" type="checkbox"/>	<input checked="" type="checkbox"/>	=	/ 11	<input type="checkbox"/>	<input type="checkbox"/>	=			
/ 2	In a pit	<input type="checkbox"/>	<input type="checkbox"/>	=	/ 12	<input type="checkbox"/>	<input type="checkbox"/>	=			
/ 3		<input type="checkbox"/>	<input type="checkbox"/>	=	/ 13	<input type="checkbox"/>	<input type="checkbox"/>	=			
/ 4		<input type="checkbox"/>	<input type="checkbox"/>	=	/ 14	<input type="checkbox"/>	<input type="checkbox"/>	=			
/ 5		<input type="checkbox"/>	<input type="checkbox"/>	=	/ 15	<input type="checkbox"/>	<input type="checkbox"/>	=			
/ 6		<input type="checkbox"/>	<input type="checkbox"/>	=	/ 16	<input type="checkbox"/>	<input type="checkbox"/>	=			
/ 7		<input type="checkbox"/>	<input type="checkbox"/>	=	/ 17	<input type="checkbox"/>	<input type="checkbox"/>	=			
/ 8		<input type="checkbox"/>	<input type="checkbox"/>	=	/ 18	<input type="checkbox"/>	<input type="checkbox"/>	=			
/ 9		<input type="checkbox"/>	<input type="checkbox"/>	=	/ 19	<input type="checkbox"/>	<input type="checkbox"/>	=			
/ 10	5 dojo prize reward	<input type="checkbox"/>	<input type="checkbox"/>	=	/ 20	Prize reward	<input type="checkbox"/>	<input type="checkbox"/>	=		

Could you ask me questions about my reading book starting with: Who? What? When? Where? How? Why?

Please tick the house icon after your reading session home. It doesn't need to be the full book each time. A few pages at a time is great.

# Daily phonics sessions in Fs2

We move onto Phase 3 sounds in FS

- Taught in FS2 from Christmas until the summer break
- Within phase 3, we begin to find out that 2+ letters can make one sound. We can't hear either of the letters sounds discreetly. *ie – we can't hear c or h in ch.*
- 2 letters that make one sound = a di-graph
- 3 letters that make one sound = a tri-graph



Phase 3 tricky words

Alongside the phonics sounds (shown above), we also teach sets of words that don't fit the phonics pattern. They are called tricky words or super power words.

he she we  
be you was  
her all they  
me my are

# Supporting with phonics at home

Here are a selection of activity ideas that can support your child in their journey in reading. Each activity can be played using the phonics sounds from the phase 2 or phase 3 sound mat, short words that are made up from these sounds or the tricky words linked to these phases


## Speed reading




## Make a board game




## Splat (with feet or hands)




## Snowballs



## Heads up game




## Phonics play





## Magic cups



## Bowling



## Word hunt + drawing



# Supporting with phonics at home

**Phase 2 phonic sound cards;** here are the Phase 2 sounds your child will be working on in school until Christmas. Once your child is familiar with different sounds, try putting those sounds together to form short words so that sound recognition and early reading go hand in hand.


s	a	t	p	i	n	m	d
g	o	c	k	ck	e	u	r
h	b	f	ff	l	ll	ss	

# Supporting with phonics at home

**Phase 2 words and pictures cards;** here are a selection of words that your child could practise reading once they have become familiar with recognising the sounds that make up each of the words.



tin



pig



men



hit



rug



carrot



pin



sad



sun



rat



hat



bun

# Supporting with phonics at home



bus



bat




dad



cat



rabbit



net



tap



dog



fin



kit



ticket



pen



mud



sock



pip



cot

# Supporting with phonics at home



cup



rocket

10

ten



run



sack



gas



bed



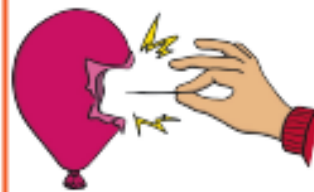
bucket



mug



sunset



pop



cap

**Phase 2 tricky word cards;** here are the Phase 2 tricky / superpower words that your child will be introduced to in school between now and Christmas.

They don't follow the pattern of phonics so have to be learnt on sight.

**I**

**no**

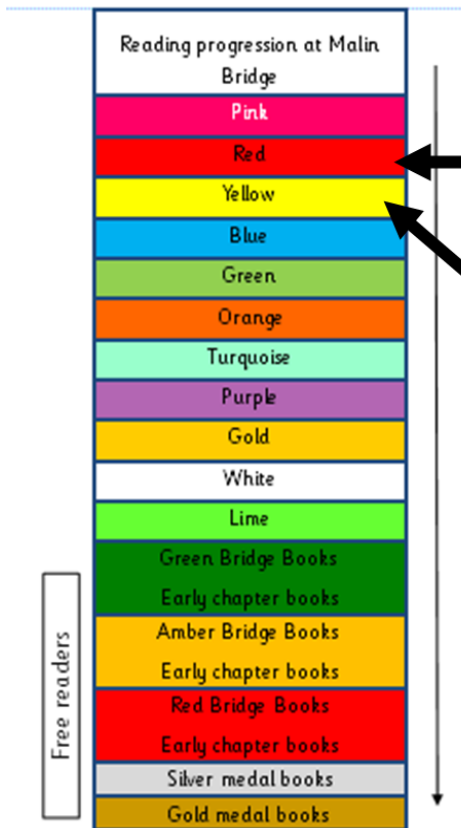
**the**

**to**

**into**

**go**

# Reading journey




When your child is secure with Phase 2, they will move onto red books that are focussed on Phase 3 sounds.

They will then progress onto yellow books. This is when we start to work on building early comprehension and not just focussing on word reading.


## Fostering a love of reading

- Story time every day – many of us will have fond memories of this (don't forget the voices)
- Having books available to read or share – lending library
- Setting up a space for reading
- Regular visits to the library to borrow books
- Talking about the books you read
- Bring the books to life by letting them spill over into imaginative play
- Making up your own stories (verbal)
- Writing stories and 'publishing books' to add to your own bookshelf
- Encouraging reading all around on signs or food packets
- Adding subtitles to their favourite TV shows
- Reading shopping lists
- Sharing a daily joke from a joke book



# Sharing a wide selection of books

These books are available in the hallway of school and are for you to read to your child. They are not matched to the phonics level your child is accessing in phonics sessions so they will be too challenging to read by themselves.



## FS2's

## RECOMMENDED READING



TITLE	AUTHOR
Lost and Found	Oliver Jeffers
A Squash and a Squeeze	Julia Donaldson
Freddie and the Fairy	Julia Donaldson
The Gruffalo	Julia Donaldson
We're Going to Find the Monster	Malorie Blackman
We're Going on a Bear Hunt	Michael Rosen
Ravi's Roar	Tom Percival
The Rainbow Fish	Marcus Pfister
Polar Bear, Polar Bear, What Did You Hear?	Eric Carle
Handa's Surprise	Eileen Browne
Elmer	David McKee
Ruby's Worry	Tom Percival
A Great Big Cuddle	Michael Rosen

