
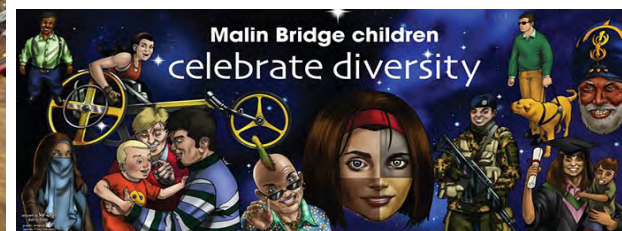




Welcome to Malin Bridge Primary School!

We're really looking forward to you starting in Foundation Stage 2 (FS2) here at Malin Bridge Primary School in September!




Who will be at school to help me and keep me safe and happy?



Mr Dawson

Class Teacher




Miss Skalidaki

Teaching assistant



Mrs Davies

Class Teacher



Mrs Newton

Teaching assistant



Mrs Briggs

*Class Teacher and
FS2 Phase Leader*



Miss Birks

Teaching assistant



Mr Hague

Our Headteacher



Mrs Allen

*Our Deputy Head and
Early Years Lead*




Mr Paul Owen

Our school caretaker



Jane Hague

Our school manager



Our school office team

Sonia, Sophie, Charlotte and Jordann

When will I come to school?



Monday



Tuesday



Wednesday



Thursday



Friday














Saturday



Sunday

What will my school day look like?

<p>Arrive at school and register</p> 	<p>Session 1 maths / phonics or English</p> 	<p>Independent learning time in the classroom</p> 	<p>Morning break</p> 	<p>Session 2 maths / phonics or English</p> 	<p>Independent learning time in the classroom</p> 	<p>Lunch</p> 	<p>Session 3 maths / phonics or English</p> 	<p>Independent learning time in the classroom <i>(or PE if specific PE day)</i></p> 	<p>Outdoor learning time</p> 	<p>Story time and home time</p> 
---	--	--	---	--	--	---	--	--	---	--


What will our topics be?

<p>Autumn 1 Woodland</p> 	<p>Autumn 2 Animals</p> 	<p>Christmas holiday</p>	<p>Spring 1 Dinosaurs</p> 	<p>Spring 2 Wizard school</p> 	<p>Easter holiday</p>	<p>Summer 1 On the Farm</p> 	<p>Summer 2 Hot and Cold</p> 	<p>Summer holiday</p>
--	---	---------------------------------	---	---	------------------------------	---	--	------------------------------

What will my school day look like?



The doors for school will open at 8.30am and will close at 8.40am. In this time, you and your adults can make your way to your classroom door where your teacher will be on-hand to welcome you into the classroom and help you to say goodbye to your adults.



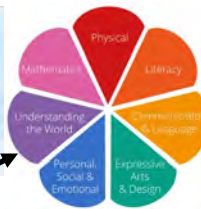
You will have your own peg and place to put your coat, water bottle and bag away. You will then sit on your special carpet spot ready for register!



Every day we will have three carpet sessions where we will do phonics, English and maths learning! We will also share story-time together every day too!



There will be lots of opportunities for independent learning time where you can choose the activities you would like to do within the classroom! These activities will link to one or more of our 7 areas of learning shown here.




Every day we have outdoor learning. We will spend time in our outdoor space to continue learning new things and developing new skills!



We will have snack time together each day. Fresh fruit is provided by school. *(Milk is free for children until their 5th birthday. After this there is a small charge if your child would like to continue to have it.)*



You will have lunch over in the KS2 hall. Each class has a lunchtime supervisor to take them over to the hall, help them whilst eating and support during lunchtime play. You can either have a hot meal from school *(which is free whilst your child is in the infant building)* or you can bring your own packed lunch.



There is a morning break at 10:00am for a 15 minute run around and play with our friends outdoors. After you have your dinner, you will also spend the rest of lunch time playing outdoors in our foundation playground.



Each week we will also take part in a PE lesson, RE lesson, Citizenship lesson and Rainbow Talk session. We also have a weekly celebration assembly where we come together to celebrate different achievements.



At 3:00pm the doors for school will open and adults will be able to come to the classroom door for pick-up time. We wait for our teacher to say our name before heading to our adults.

What will I wear to school?

I will come to school every day in my school uniform. My school friends and I will be dressed the same as each other!



On my PE day I will come to school in my PE kit and PE shoes. The PE days are as follows:

Monday - Mrs Walpole

Wednesday—Mr Dawson

Thursday - Miss Spittlehouse

What should I bring to school every day?



A book bag to keep your school book in and any work/crafts you do. We will match each child to a reading book when we have taught the first set of phonics sounds in school.



A refillable water bottle. There will be a space for this in your classroom so you can access it easily throughout the day.



Clothes appropriate for the weather as we go outside come rain or shine!



A spare change of clothes including trousers, pants and socks can often come in really handy—especially in September!

P.S Please put names in everything, especially jumpers and cardigans as these get mixed up quickly! :)

Where can we get more information?

Unlike some of your previous nursery settings, we do not give daily updates about each child at the end of the day, but we do try hard to give updates in the following ways;



At least once a week, we post images via Instagram. We ask for permission to post photographs that give a snapshot of some of the activities that your child and their peers have been accessing throughout the week. **Our Instagram is @mbpsfs2**



We will send out a newsletters each half term with key information and dates for the half term ahead.



We hold a number of parent events in school throughout the year including opportunities to come and read with your child in their classroom before or after school, opportunities to come in and look at your child's books, a teddy bear's picnic, a potion making class and much more...



We also hold some parent information evenings—look out for 'First Steps in Reading' in September.



Chat to us, look at our school website or give our office staff a call!

What could we focus on before September?



Using the toilet, wiping and then washing your hands

Taking your jumper off and then putting it on too.

Putting your coat on and zipping it up

Practising using a knife and fork when eating






School Gallery - *FS2 Outdoor area*



Here are some photos of our FS2 Outdoor area. You will spend lunchtime break here and have outdoor learning here every day!



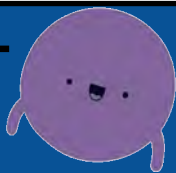
School Gallery - *KS1 Playground*

Here are some photos of our KS1 playground. You will do PE lessons here and spend morning break here.





School Gallery - *hall and toilets*





Here are some photos of our KS1 hall. You will move through here to go to the toilet. There are some pictures of our toilets too.



School Gallery - *KS2 Hall*

Here are some photos of where we will each lunch everyday. This includes children eating school meals as well as those having packed lunches.






Mr Dawson
Class Teacher



Miss Skalidaki
Teaching assistant

School Gallery - Mr Dawson's Classroom.

Here is Mr Dawson's classroom. Some areas may look a little different when you come to school as we will be working on our Woodland topic in September. Some of the displays may also change and we change the activities around each week too. :)





Mrs Briggs

Class Teacher

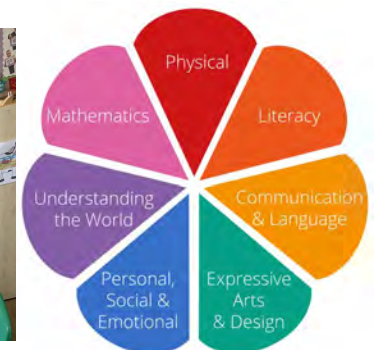




Miss Birks

Teaching assistant

School Gallery - Mrs Briggs' room.

Here is Mrs Briggs' classroom. Some areas may look a little different when you come to school as we will be working on our Woodland topic in September. Some of the displays may also change and we change the activities around each week too. :)






Mrs Davies
Class Teacher



Miss Newton
Teaching assistant

School Gallery - Mrs Davies' Classroom.

Here is Mrs Davies' classroom. Some areas may look a little different when you come to school as we will be working on our Woodland topic in September. Some of the displays may also change and we change the activities around each week too. :)




How will my achievements be recognised and celebrated?


- We give lots of verbal praise
- We award dojo points within each classroom (these are similar to team points but work on an individual basis)
- Stickers are often awarded
- We select a daily class VIP
- We send postcards home detailing specific achievements as well as having conversations and phone calls home too.
- We award certificates each week that are presented in our weekly assemblies
- We award 'shout out' stickers in assembly for great reading at home each week
- We award tickets to put in our class superstar jar where names are drawn in assembly each week.
- You may have an opportunity to share an achievement with another adult from another class in school.



What will my early journey in reading look like?



Your child will have a reading book that **they use** to practise their reading at home. This will contain words that match their phonic knowledge. This means that your child will recognise every letter in the book and know the sound that each letter makes.



Your child will also have access to lots of 'reading for pleasure' books from our Lending Library. These books could be used for story time at home. It is intended that **these books are read aloud by adults at home** for your child to listen to and enjoy.

We will hold a 'First steps in reading' parent meeting in September to provide further information about supporting your child's reading journey.