





Welcome to Malin Bridge Primary School!



We're really looking forward to your child starting in
Foundation Stage 2 (FS2) here at Malin Bridge Primary School
in September!



*All the information from the evening and this presentation
will be sent home.*



Our FS2 team – class teachers



Mr Dawson

Class Teacher

Assessment lead

PE coordinator



Mrs Briggs

Class Teacher

Foundation Stage Leader



Mrs Davies

Class Teacher

Our FS2 team – teaching assistants



Miss Skalidaki
*Teaching
assistant*



Miss Birks
*Teaching
assistant*



Mrs Newton
*Teaching
assistant*

Our wider school team



Mr Hague
Headteacher



Mrs Allen
*Deputy headteacher
and Early Year Lead*



Mr Paul Owen
Caretaker



*Our school
office team*



Stay and play in July

Your child is invited to attend a stay and play in their new class to meet their new teacher, teaching assistant and classmates.

This session runs from 9:30am – 11:00am



**Monday 7th
July – FS2D**



**Tuesday 8th
July – FS2B**



**Wednesday 9th
July – FS2Dav**

Please drop your child off at their new classroom where they can begin to familiarise themselves with their new space and peers ready for September.



Important dates for September


Saturday 5th July – Malin Summer Fayre



Monday 1st September - Inset day – school is closed




Tuesday 2nd September – Children will attend AM or PM session in school. This is either 9am-11am or 1pm-3pm.



Wednesday 3rd September – ALL* children will attend 8:30am – 1:15pm session in school. All children will have lunch at school.



Thursday 4th September – ALL children will now stay for full days. 8:30am-3:00pm



Friday 5th September – ALL children will now stay for full days. 8:30am-3:00pm.

* Unless alternative timetable is agreed

SCHOOL UNIFORM

THIS IS A GUIDE TO MALIN BRIDGE PRIMARY'S SCHOOL UNIFORM
PLEASE MAKE SURE YOU ARE WEARING THE CORRECT SCHOOL UNIFORM EVERY DAY

LIGHT BLUE, NAVY OR WHITE POLO SHIRT

WHITE OR LIGHT BLUE SHIRT

NAVY BLUE JUMPER OR CARDIGAN
(PLAIN OR WITH THE SCHOOL LOGO - NO HOODS)

IF THE WEATHER IS APPROPRIATE, BLUE AND WHITE SCHOOL
STYLE (CHECKED) SUMMER DRESSES CAN BE WORN

BLACK OR DARK GREY TROUSERS,
JOGGING BOTTOMS, SKIRT OR PINAFORE DRESS

NAVY BLUE SMART TROUSERS OR SKIRT

NAVY, BLACK OR DARK GREY TIGHTS OR LEGGINGS

IF THE WEATHER IS SUITABLE, BLACK OR
DARK GREY SHORTS CAN ALSO
BE WORN

TRAINERS OR SCHOOL SHOES
PREDOMINANTLY BLACK IN COLOUR

PE KIT

CHILDREN WILL COME TO SCHOOL IN THE PE KIT SCHOOL UNIFORM ON THEIR PE DAYS

NAVY BLUE JUMPER (SCHOOL LOGO OR NO LOGO)

LIGHT BLUE, NAVY OR WHITE POLO SHIRT (MUST HAVE A COLLAR)

BLACK OR DARK GREY LEGGINGS

BLACK OR DARK GREY JOGGING BOTTOMS OR TRACKSUIT BOTTOMS (AVOID BRAND LOGOS AND OTHER COLOURS)

BLACK OR DARK GREY SHORTS IF THE WEATHER IS WARM

BLACK TRAINERS (PREDOMINATELY BLACK)



Light blue, navy or white polo shirt.
White or light blue shirt.

Navy blue jumper or cardigan
(Plain or with the school logo – no hoods).

Black or dark grey trousers,
Jogging bottoms, skirt or pinafore dress.
Navy blue smart trousers or skirt.
Navy, black or dark grey rights or leggings.
If the weather is suitable, black or dark grey shorts.



Blue and white school style (checked)
summer dresses.

Trainers (Velcro) or school shoes
Predominantly black in colour.



Our PE uniform

Children are to come to school in their PE kit on their PE days and will stay in it all day!



- A navy blue jumper
- A light blue, navy or white polo shirt
- Black or dark grey leggings, jogging bottoms or shorts
- Black trainers



Monday – Mrs Davies



Wednesday – Mr Dawson



Thursday – Mrs Briggs

Our school dinners



Free for children in Reception, Year 1 and Year 2.



Children let teacher know the choice at registration.



3 week menu cycle



All children eat in KS2 Hall


Meat Hot
Dinner

Vegetarian
Hot Dinner

Jacket
Potato

Meat
Sandwich












Meat Free
Sandwich



Children can bring a packed lunch if they wish.

Menu will be sent out via ParentMail

What does a school day look like?

<p>Arrive at school and register</p> 	<p>Session 1 maths / phonics or English</p> 	<p>Independent learning time in the classroom</p> 	<p>Morning break</p> 	<p>Session 2 maths / phonics or English</p> 	<p>Independent learning time in the classroom</p> 	<p>Lunch</p> 	<p>Session 3 maths / phonics or English</p> 	<p>Independent learning time in the classroom (or PE if specific PE day)</p> 	<p>Outdoor learning time</p> 	<p>Story time and home time</p> 
--	---	---	--	---	---	--	---	--	--	---

Within independent learning time, the children will have access to the following areas in every classroom.

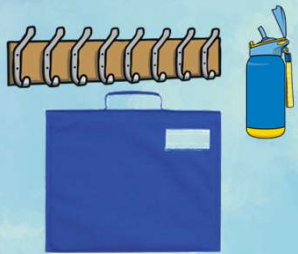
- Funky Fingers area
- Construction resources
- Rainbow Talk area
- English area
- Reading area
- Small World area
- Craft and art area
- Role Play Area
- Maths Area



Important information



We will have snack time together each day. Fresh fruit is provided by school. *(Milk is free for children until their 5th birthday. After this there is a small charge if your child would like to continue to have it.)*



Your child will need a **water bottle**, **book bag** and spare **change of clothing**. They will have their own peg and place to put their coat, water bottle and bag away.



Please note that we use the outdoor area daily, come rain or shine!

- Name -

Please put names on everything as clothing can get mixed up in a class of 25 very quickly!

Getting more information

Unlike some nursery settings, we do not give daily updates



Our Instagram is @mbpsfs2



We will send out a newsletters each half term



We hold several parent events in school over the year.



We also hold some parent information evenings—look out for

‘First Steps in Reading’ in September.



Chat to us, email us, look at our school website or give our office staff a call!

Getting ready for September



all about me bunting

We'd love to find out more about you as we welcome you to Malin Bridge in September. Please complete this activity over the summer holidays and bring it to school with you in your first week so your teacher can hang it in your new classroom.

Decorate the bunting with your favourite book characters, hobbies, friends, family and anything else you would like us to know about you!



We can't wait to look at it with you!



Building independence



Using the toilet, wiping and then washing hands



Taking a jumper off and then putting it on too.



Putting a coat on and zipping it up



Practising using a knife and fork when eating

Special Educational Needs and Disabilities - SEND



Some children in Foundation Stage will already have identified Special Educational Needs and Disabilities and they may already have a plan that outlines the outcomes they are working towards.



Some children may find starting school difficult and will need additional provision put in place.

Our school SEND team



Mrs Collingham
*Assistant Headteacher,
Senior SENDCo and
Inclusion Lead*



Mrs Greenwood
*Integrated resource
SENDCo*



Mrs May
*Whole school
SENDCo*



Mrs Briggs
EYFS SEND lead





Thankyou!

We are looking forward to your child starting their school adventure with us 😊

We'll see you in July for our stay and play mornings!

Are there any questions?